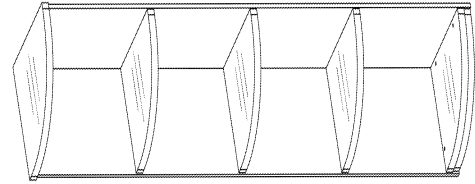


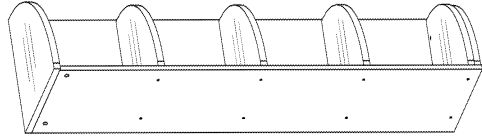
röhr

Röhr-Bush GmbH & Co. KG
 Dammstraße 32
 33397 Rietberg
 Germany
 Fon +49 (0) 2944 981 198
 Fax +49 (0) 2944 981 310

Abschlussregal A01528.01



LINKS
LEFT



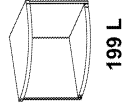
RECHTS
RIGHT

Bitte unbedingt lesen. Bei Nichtbeachtung können wir keine Gewährleistung übernehmen!
 Bitte bewahren Sie diese Montageanleitung für die Produktkennung (Produktsicherheitsgesetz) und für evtl. spätere Rückfragen (wie z. B. Demontage) auf.
 Bei Weitergabe bzw. Übergabe des Artikels übergeben Sie auch diese Montageanleitung.
 Attention! It is essential to read this. In case of non-compliance we cannot accept any liability.
 Please retain this assembly instruction for product identification and all future references e.g. disassembly.

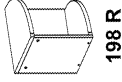
With all transfers or deliveries of this item this assembly instruction should always be forwarded.
 0240624

röhr

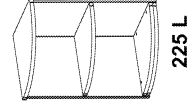
Montageanleitung A01528.02



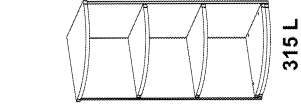
199 L



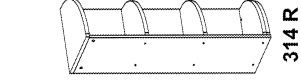
198 R



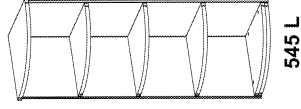
225 L



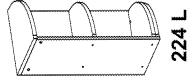
315 L



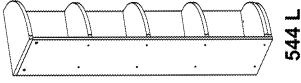
314 R



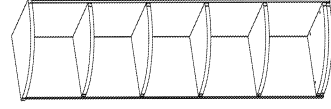
545 L



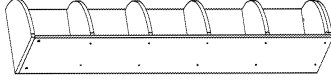
224 L



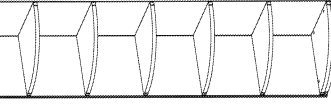
544 L



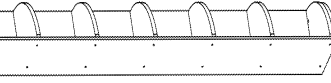
565 L



564 R



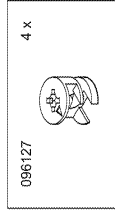
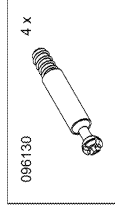
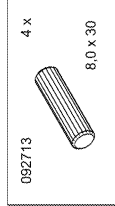
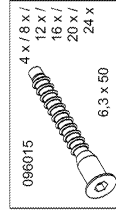
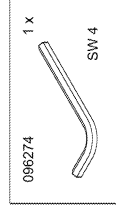
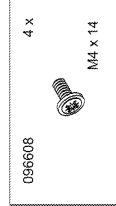
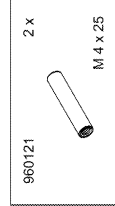
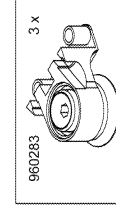
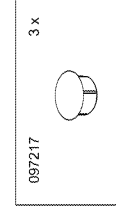
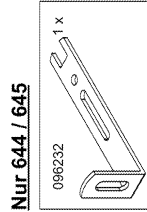
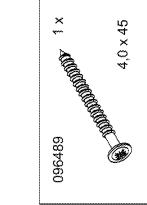
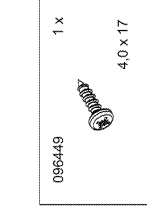
645 L



644 R

röhr

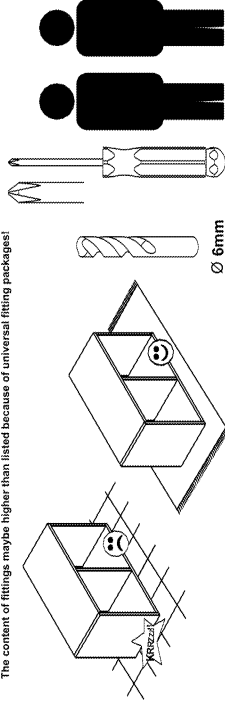
Montageanleitung A01528.03

096127
4 x096130
4 x092713
4 x096015
4 x / 8 x /
12 x /
16 x /
20 x /
24 x
6,3 x 50096274
1 x
SW 4096608
4 x
M4 x 140960276
1 x
SW 6960283
3 x960121
2 x
M4 x 25960283
3 x097217
3 x096232
1 x096489
1 x
4,0 x 45096449
1 x
4,0 x 17

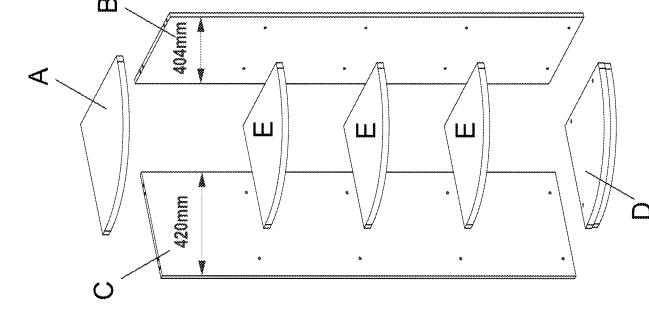
Nicht 198 / 199

Nur 644 / 645

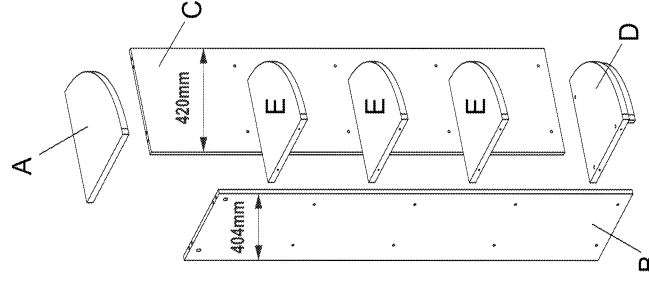
Beschlagnuten können aufgrund von standardisierten Produktionsprozessen einen Überschuss an Beschlägen enthalten!
 The content of fittings maybe higher than listed because of universal fitting packages!

**röhr**

Montageanleitung A01528.04



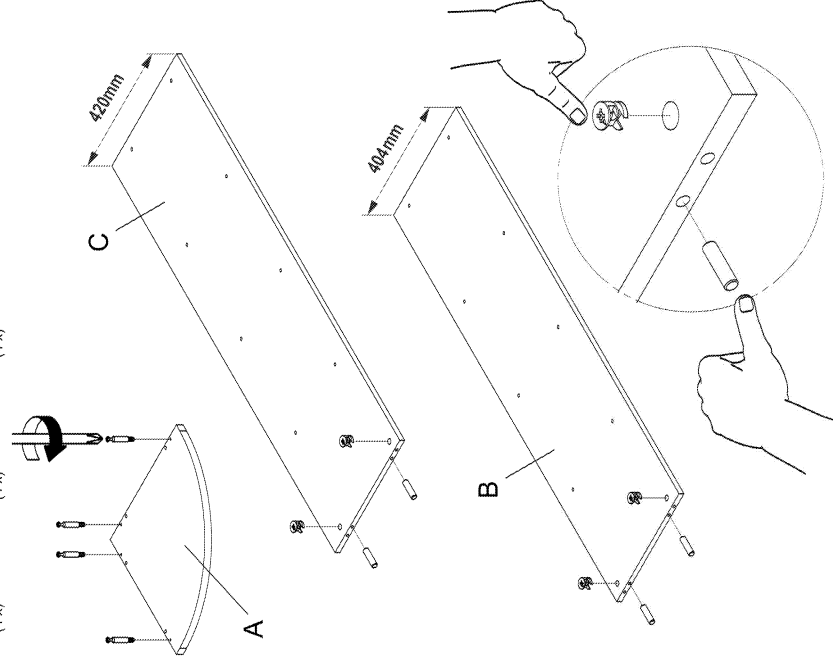
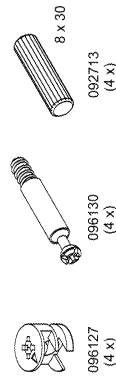
Aufbau LINKS



Aufbau RECHTS

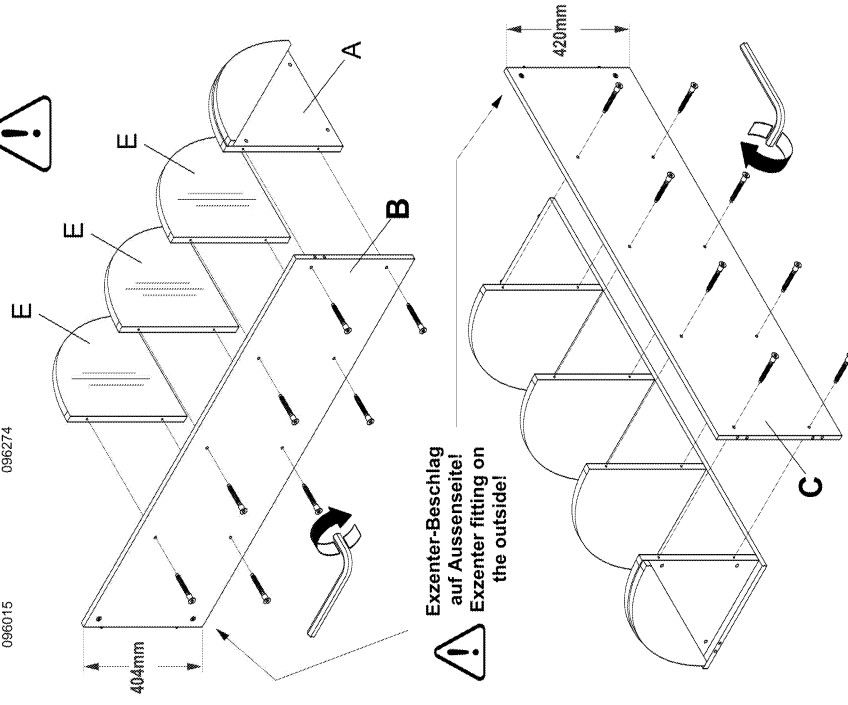
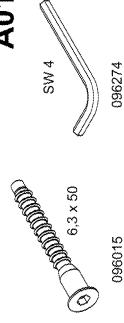
röhr

Montageanleitung
A01528.05



röhr

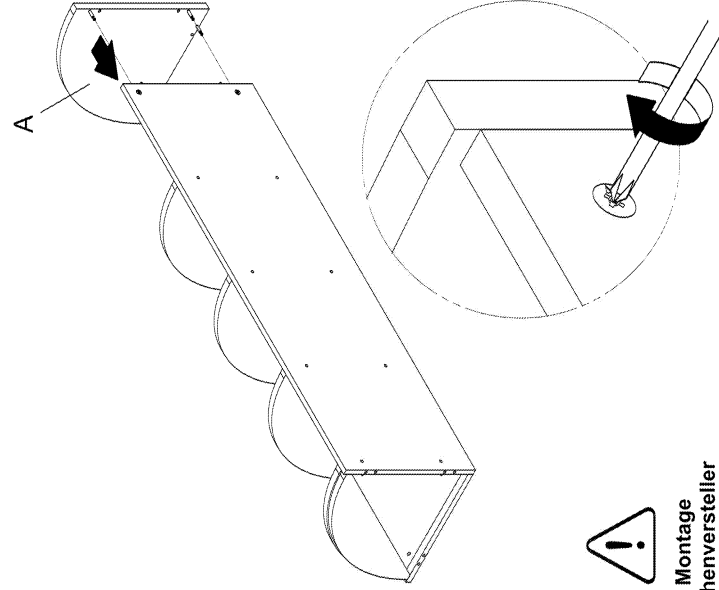
Montageanleitung
A01528.06



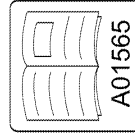
Exzenter-Beschlag
auf Aussenseite!
Exzenter fitting on
the outside!

röhr

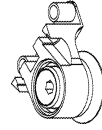
Montageanleitung
A01528.07



Montage
Höhenversteller



0960276



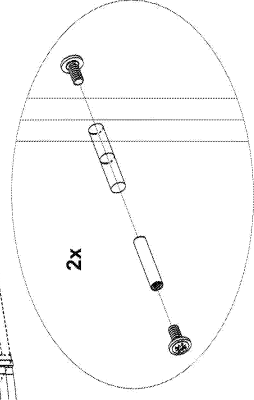
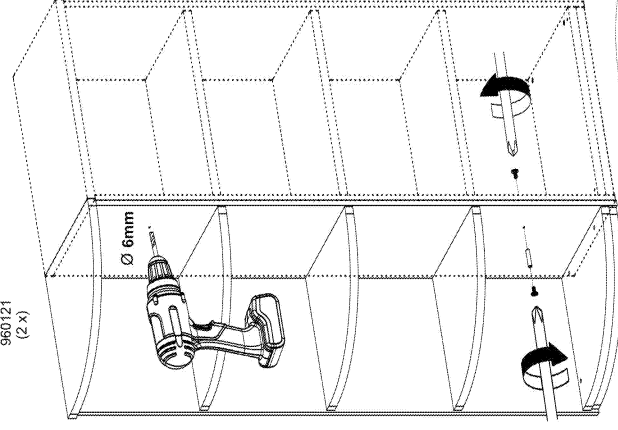
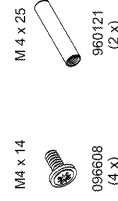
960283



097217

röhr

Montageanleitung
A01528.08



2x