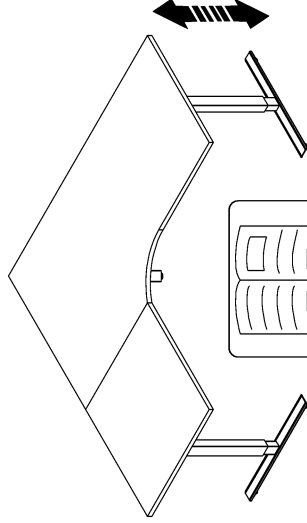
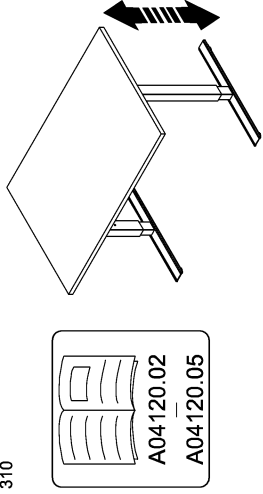


röhr

Röhr-Bush GmbH & Co. KG
 Dammstraße 32
 33397 Rietberg
 Germany
 Fon +49 (0) 2944 981 198
 Fax +49 (0) 2944 981 310

Montageanleitung A04120.01



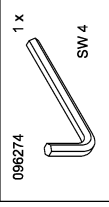
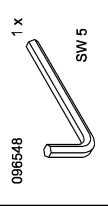
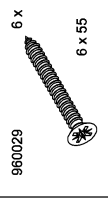
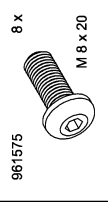
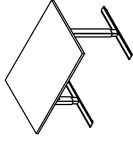
A04120.06
A04120.09

Bitte unbedingt lesen. Bei Nichtbeachtung können wir keine Gewährleistung übernehmen!
 Bitte bewahren Sie diese Montageanleitung für die Produktkennung (Produktsicherheitsgesetz) und für evtl. spätere Rückfragen (wie z.B. Demontage) auf.
 Bei Weitergabe bzw. Übergabe des Artikels übergeben Sie auch diese Montageanweisung.
 Attention! It is essential to read this. In case of non-compliance we can not accept any liability.
 Please retain these assembly instructions for product identification and all future references i.e. disassembly.

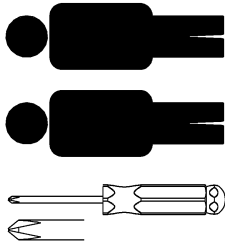
With all transfers or deliveries of this item these assembly instructions should always be forwarded.
 0200219

röhr

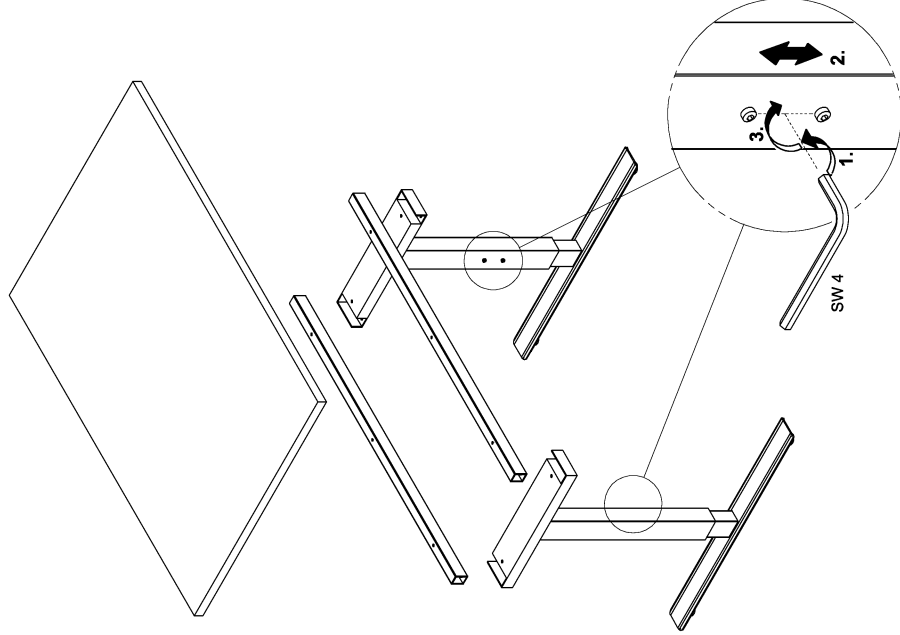
Montageanleitung A04120.02



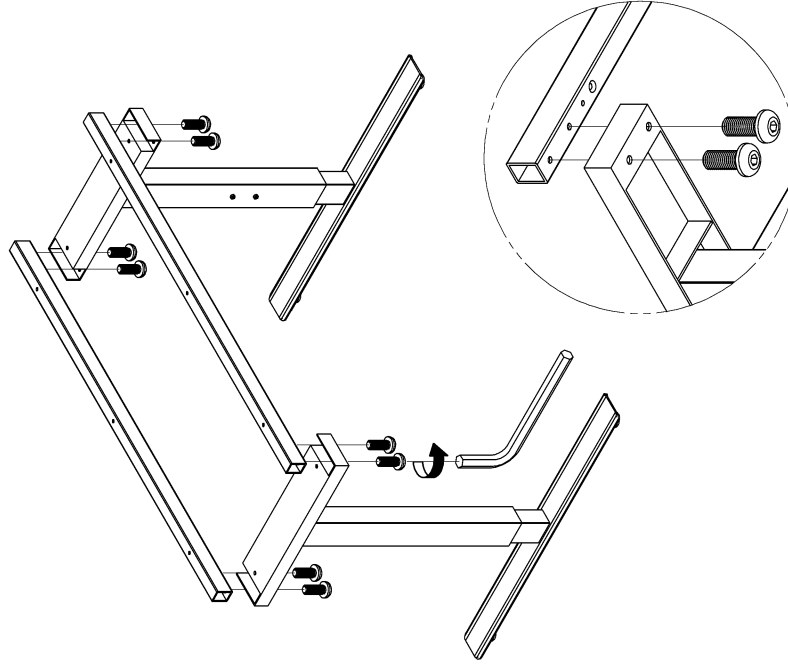
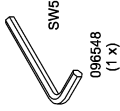
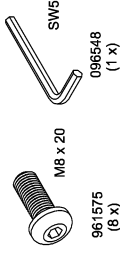
Beschlägen können aufgrund von standardisierten Produktionsprozessen einen Überschuss an Beschlägen enthalten!
 The content of fittings maybe higher than listed because of universal Fitting-Packages!

**röhr**

Montageanleitung A04120.03

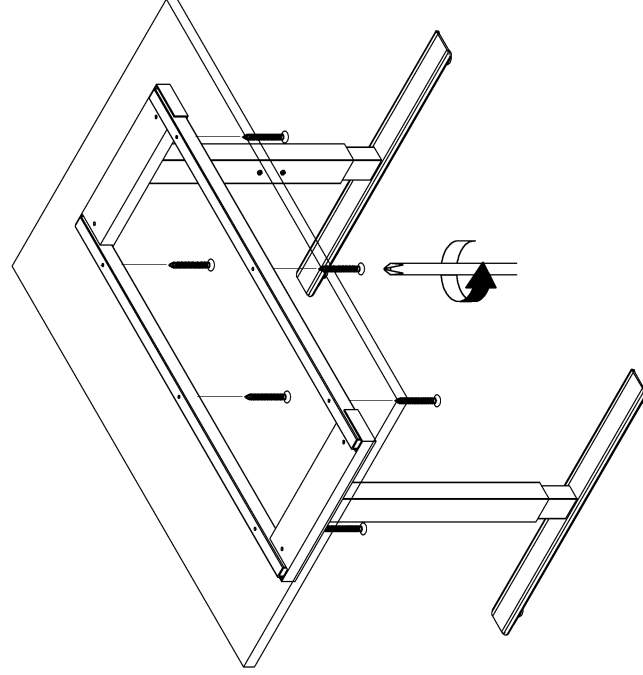
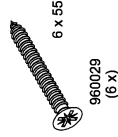
**röhr**

Montageanleitung A04120.04



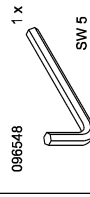
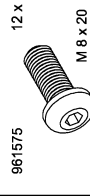
röhr

**Montageanleitung
A04120.05**




röhr

**Montageanleitung
A04120.06**



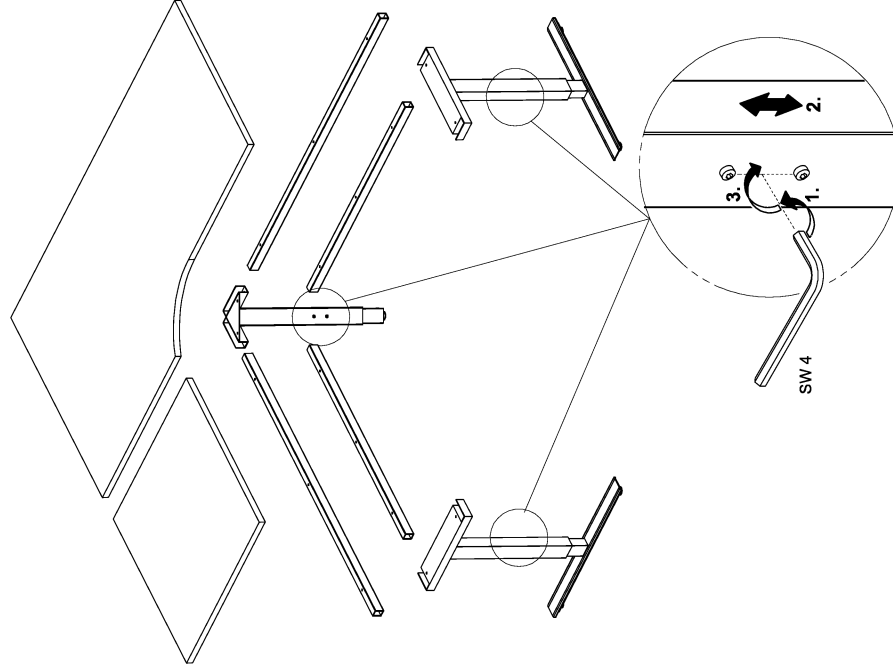
Beschlägen können aufgrund von standardisierten Produktionsprozessen einen Überschuss an Beschlägen enthalten!
The content of fittings may be higher than listed because of universal fitting-packages!



röhr

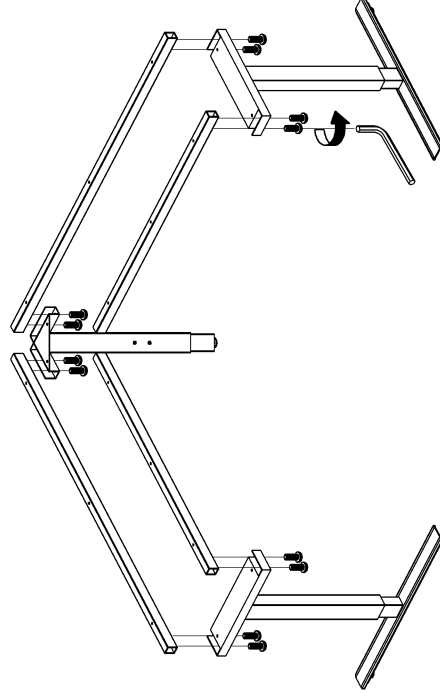
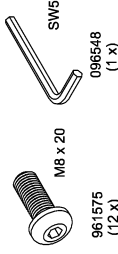
röhr

**Montageanleitung
A04120.07**



röhr

**Montageanleitung
A04120.08**



röhr

**Montageanleitung
A04120.09**



6 x 55

960029
(12 X)

